

**CITY OF BASTROP POLICE
DEPARTMENT**



**2025
RESPONSE TO RESISTANCE
ANALYSIS**

Use of Force Analysis - Response to Resistance (2025)

Overview

This analysis was conducted for the purpose of reviewing the City of Bastrop Police Department's Response to Resistance / Use of Force for 2025. The City of Bastrop Police Department takes its obligations seriously to provide the most effective and efficient police service with the least adverse impact on our citizens. Our department is committed to protecting the rights of all persons and in using force only when necessary, and to the extent necessary, to achieve legal objectives. This analysis is conducted each year to comply with Texas Law Enforcement Best Practice 6.10 and to attempt to identify methods for reducing the number of incidents and the inherent risks involved.

Officers are trained by the department to use only the level of force necessary to bring a person under control and complete a legal objective. Police/citizen encounters can however, change instantly, and officers may be required to react quickly in using force to subdue a resisting subject. While officers prefer to escalate their level of force in an orderly manner in order to use the lowest level possible, the response of a subject may limit that ability and force officers to use whatever level of force is immediately available to protect themselves and the public.

A *Response to Resistance* includes any incident in which an officer uses force to achieve a lawful objective. Officers are trained to apply only the level of force that is **reasonable, necessary, and proportional**, in accordance with department policy and legal standards.

Each incident is reviewed through a layered accountability process, including:

- Patrol supervisor review
- Professional Standards Division review
- This ensures compliance, transparency, and continuous improvement.

Response to Resistance / Use of Force Reporting Requirements

Texas Law Enforcement Best Practice 6.03 and the City of Bastrop Police Department General Order 6.1, requires a written report be completed anytime an officer uses force. Officers are required to document any use of force, except in training or non-duty situations. When force beyond routine handcuffing or control techniques is used, or when weapons are deployed or discharged, officers must provide medical aid, notify a supervisor, document the incident (including photographs), and submit a formal report through the department's reporting system before the end of their shift. Reporting is required for firearm discharges, but not for merely displaying or pointing a firearm.

Each individual Use of Force Report is immediately reviewed by the Officer's Supervisor, and through the Chain of Command to the Chief of Police. At the time of the incident, the Use of Force is reviewed to ensure the use was appropriate and within the guidelines of Department Policy and Law. If the officer used force inappropriately, a departmental investigation is required and the officer may receive additional training or in some cases discipline up to and including termination from employment. This analysis is not intended to determine if an officer acted inappropriately, but to identify department wide trends that may suggest changes in policy, training, equipment or supervision.

PUBLIC INTERACTION CONTENT

- Total public interactions: 33,002
- Response to Resistance incidents: 16

Use of Force Rate

- Force rate: 0.048%
(16 out of 33,002 interactions)

This indicates that force was used in less than 1 out of every 2,000 interactions, demonstrating that the vast majority of encounters are resolved *without* the need for force.

INCIDENT OUTCOMES

- Criminal offenses associated with incidents:
 - 38
 - This suggests that many use-of-force events occur in situations involving active criminal behavior, often requiring enforcement action.

Injuries

- Officer injuries: 6
- Suspect injuries: 3
- Unknown injuries: 2

INJURY OBSERVATIONS

- Injuries occurred in a portion of incidents, which is not uncommon given that force is typically used in higher-risk or resistant situations.
- The number of **officer injuries exceeding suspect injuries** may indicate:
 - Officers are encountering active resistance or aggression
 - Officers are applying force in a manner focused on control rather than harm
- The presence of unknown injuries highlights an opportunity to improve documentation or follow-up procedures.

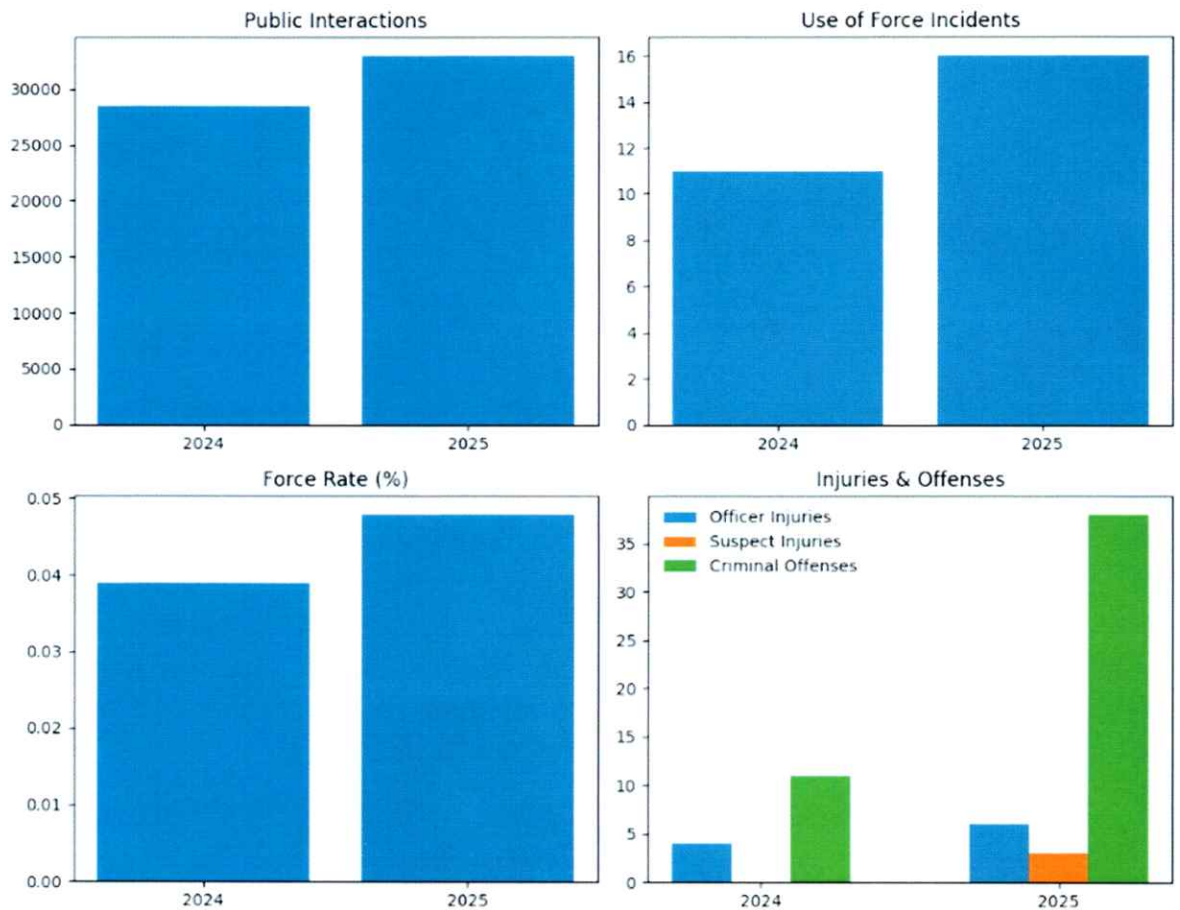
RESPONSE TO RESISTANCE / USE OF FORCE COMPARISON

2024 / 2025

From 2024 to 2025, the department experienced a notable increase in public interactions and enforcement activity, as reflected by a rise in associated criminal offenses. Use-of-force incidents

increased modestly from 11 to 16; however, the overall force rate remained exceptionally low, rising only slightly from 0.039% to 0.048%. This means that more than 99.95% of all public interactions were resolved without the need for force.

In both years, injuries to officers and suspects remained limited, indicating that when force was necessary, it was applied in a controlled and proportionate manner. The increase in force incidents in 2025 appears consistent with higher interaction volume and greater exposure to criminal activity rather than a shift in enforcement practices. Enhanced data reporting in 2025 further strengthens transparency and reinforces the department's commitment to accountability and professional standards.

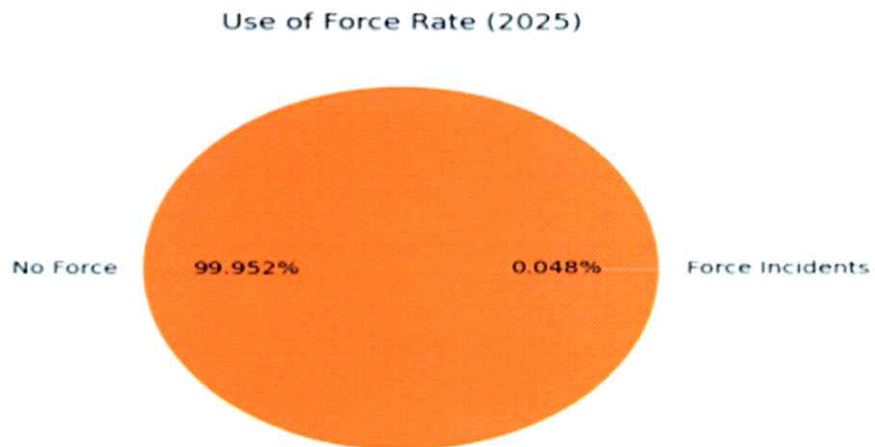
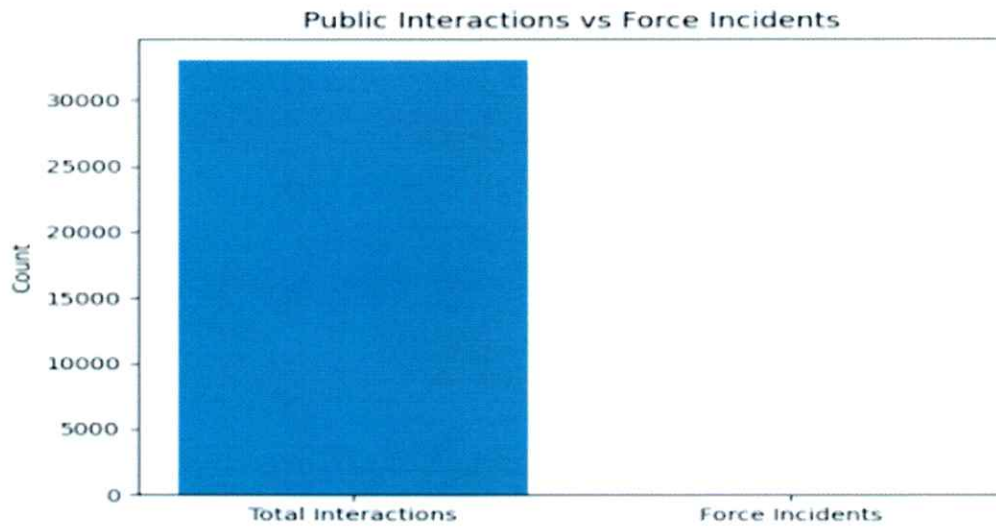


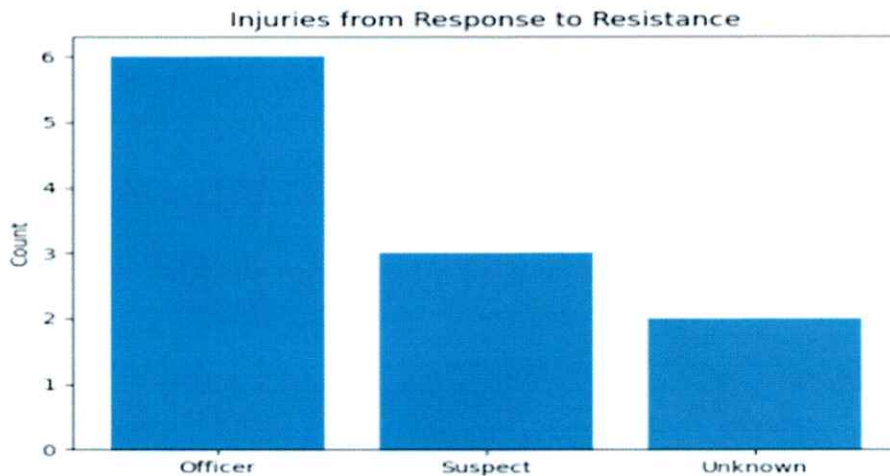
KEY INSIGHTS

- **Low frequency of force:** With only 16 incidents out of 33,002 interactions, use of force remains **RARE**.
- **Context of enforcement:** The presence of 38 criminal offenses indicates force is largely tied to **legitimate enforcement actions**, not routine encounters.
- **Officer safety considerations:** Officer injury rates suggest continued emphasis is needed on:
 - Defensive tactics
 - De-escalation where feasible
 - Officer safety training

GRAPHS

Total Public Interactions: 33,002
Response to Resistance Incidents: 16
Use of Force Rate: 0.048%
Criminal Offenses: 38
Officer Injuries: 6 | Suspect Injuries: 3 | Unknown: 2





TYPES OF FORCE USED

- Soft Hands: 10 (62.5%)
- Hard Hands: 2 (12.5%)
- Less Lethal: 4 (25%)
- Lethal Force: 0 (0%)

Interpretation

- The majority of situations (nearly two-thirds) were resolved using low-level control (soft hands), which typically indicates good de-escalation and compliance.
- A smaller portion required hard hands (physical force), suggesting moderate resistance in limited cases.
- Less lethal tools (e.g., taser, pepper spray) were used in 25% of incidents—this is notable and may reflect higher-risk encounters or non-compliance.
- No lethal force is a strong indicator of restraint and controlled outcomes.

- The 100% arrest rate shows that all encounters led to enforcement action.

This pattern suggests:

- Strong reliance on lower-force options
- Appropriate escalation when needed
- No extreme force outcomes
- Consistent enforcement (every incident resulted in arrest)

CITIZEN AND INTERNAL COMPLAINTS REGARDING RESPONSE TO RESISTANCE / USE OF FORCE

During 2025 the department received one (1) internal complaint regarding Use of Force / Response to Resistance.

CONCLUSION

The 2025 data reflect a low rate of force usage relative to total public interactions, with incidents primarily occurring in the context of criminal activity and resistance. The department's structured review process and training framework support accountability, officer safety, and community trust, while ongoing analysis will help guide future improvements.

Command Review:

OPPORTUNITIES FOR CONTINUED IMPROVEMENT

- Continue emphasis on de-escalation and proportional force
- Review incidents for tactical lessons learned
- Monitor trends year-over-year to identify patterns
- Continue with enhanced less lethal training and the addition of internal instruction through 2026.

Reviewed by:

Criminal Investigations Lieutenant:
[Signature] *Peter Paster* *04.29.26*
Printed Name and Signature Date

Support Services Lieutenant:
Daniel McManus *[Signature]* *4-29-26*
Printed Name and Signature Date

Patrol Lieutenant:
Nic Malmstrom *[Signature]* *04/29/2026*
Printed Name and Signature Date

Prepared, Reviewed and approved by: (Chief of Police)
Nicky Stefanic *[Signature]* *042926*
Printed Name and Signature Date